


MARSHMALLOW MODELS




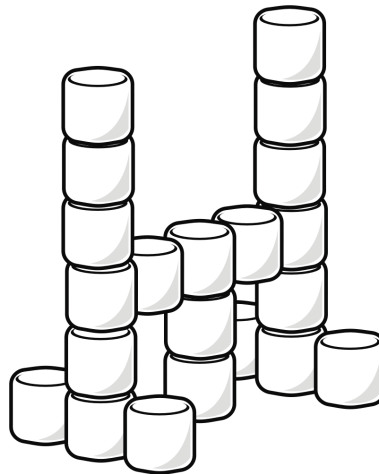
Marshmallows don't just make good s'mores, they make great building blocks that stick together with just water!

WHAT YOU'LL NEED

- Dish of water
- Marshmallows—regular size and/or mini, depending on what you want to build
- If you want: add peanut butter, pretzels, gumdrops, sprinkles, animal-shaped cookies or crackers, etc.
- Picture of a real-life structure you want to model (if available)

WHAT TO DO

Slightly wet a few marshmallows at a time. Stick them together bit by bit to construct whatever model you want. Use peanut butter or icing to help you decorate your model with fun, edible ingredients.



DID YOU KNOW?

- In the U.S., people buy more than 90 million pounds of marshmallows a year!
- Ancient Egyptians used sticky sap from wild mallow plant roots to make food offerings for their gods and royal family.

(PAGE 1 OF 1)