


Mateo y Cientina


THIS WEEK: TERRARIUM!

I CAUGHT A BUG IN THE YARD. WHAT SHOULD I PUT IT IN TO KEEP IT ALIVE?

I LEARNED HOW TO MAKE A TERRARIUM IN SCHOOL.



THEN YOU PUT DIRT IN.



Don't put too much, or there won't be room for plants and things. Only fill about 1/3 of the container with dirt.


FIRST YOU NEED A CLEAR PLASTIC CONTAINER. IT CAN BE A SALAD CONTAINER, A SODA BOTTLE, OR WHATEVER—AS LONG AS IT'S CLEAN AND CLEAR, AND YOU CAN PUT A TOP ON IT.



I'M GONNA MAKE A POOL IN MINE FOR THE BUGS TO DRINK.

THAT'S NOT A GOOD IDEA. MOST OF THEM DON'T DRINK FROM POOLS, AND THEY GET TRAPPED AND DROWN IN THEM.

YOU CAN DIG UP PLANTS WITH THEIR ROOTS AND PLANT THEM, OR PLANT BIRD SEED.



Don't water it too much! If it's too wet, things die.



YOU CAN ADD BUGS, WORMS, SNAILS, AND OTHER SAFE SMALL LIVING THINGS. ADD PIECES OF CARROT OR POTATO FOR THEM TO EAT. PUT A LID ON IT TO KEEP THE ANIMALS FROM GETTING OUT.

I'M GONNA PUT IT IN THE SUN!


NOTE: Be sure to make a few holes in the lid, so plants and animals have air.

NOW YOU HAVE ... **A TERRARIUM!**



I CAN'T WAIT FOR THE BIRDS TO HATCH FROM MY BIRD SEED!

UHH...YOU'RE GOING TO BE WAITING A LONG TIME FOR THAT TO HAPPEN




NO! DON'T PUT IT IN THE SUN, OR IT'LL KILL THE LIVING THINGS.

SO WHAT?

Ecology is the study of how plants and animals interact. By carefully watching changes in the terrarium, and what eats what, you can learn about ecology.

Be sure to eventually set the animals free outside.



Visit Mateo y Cientina Online! Go to <http://www.mateoycientina.org>