
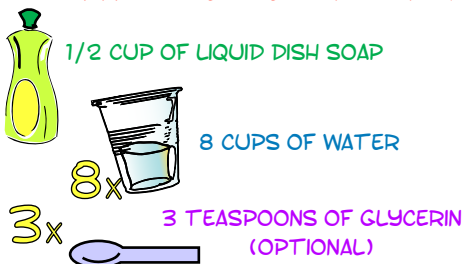


Mateo y Cientina

THIS WEEK: BUBBLE WINDOWS



TO MAKE BUBBLE SOLUTION YOU NEED:

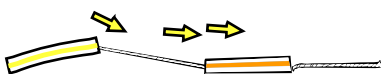


TO MAKE A BUBBLE WINDOW YOU NEED TO:


1) CUT A PIECE OF COTTON STRING ABOUT ONE YARD LONG. (3 FEET)




2) THREAD THE STRING THROUGH 2 PLASTIC STRAWS.




3) TIE THE STRING.




YOU PUT THE BUBBLE SOLUTION IN A TUB, AND DIP THE STRINGS AND STRAW IN IT.



IT DOES LOOK LIKE A BUBBLE WINDOW!



YOU CAN MOVE IT THROUGH THE AIR TO MAKE BUBBLES...



GREAT JOB, MATEO! IT'S PROBABLY THE FIRST TIME YOUR HANDS HAVE BEEN CLEAN IN A LONG TIME!



SO WHAT?...

By exploring bubbles, we gain practice in how to investigate the world around us, much like scientists do.



Funded by:



Visit Mateo y Cientina Online! Go to <http://www.mateoycientina.org>