



Mateo y Cientina


THIS WEEK: FINGERPRINTS!



- 1) MAKE A MARK WITH A #2 PENCIL ON A PIECE OF PAPER.
- 2) RUB THE FRONT OF YOUR FINGER ON THE MARK.
- 3) PUT TRANSPARENT TAPE OVER THE PENCIL MARK ON YOUR FINGER.



- 4) STICK THE TAPE ON A PIECE OF PAPER.
- 5) CLEAN YOUR FINGER
- 6) LOOK AT THE FINGERPRINT PATTERNS...



WHAT TYPE OF FINGERPRINT IS IT?...


WHIRL **ARCH** **LOOP**

LOOK AT THE FINGERPRINT PATTERNS. IS IT **WHIRL**, **ARCH**, **LOOP** OR SOMETHING DIFFERENT?

LET'S SEE HERE!

WHY ARE WE TESTING MY FINGERPRINTS?

LOOK, IT'S A MATCH! THEY WERE YOUR FINGERPRINTS! YOU ATE YOUR OWN CANDY! IN THE WORLD OF CANDY EATING IN THIS HOUSE, YOU HAVE A LONG CRIMINAL RECORD.



SO WHAT?...

Learning to identify different patterns of fingerprints is an important part of forensic science. Comparing and contrasting patterns is also very important in mathematics.

Funded by:

Visit Mateo y Cientina Online! Go to <http://www.mateoycientina.org>