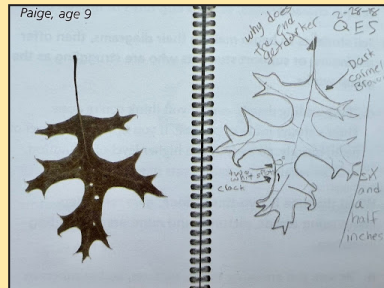


Flipping Through Nature:
Card Decks to Guide Outdoor Exploration

Exploring Nature Journaling

Explore interesting things you find outdoors
and record them in a nature journal.



You will need:

pencil or pen




paper




clipboard or journal



optional:
colored pencils or
watercolor paints



Find an object or living thing to focus on.




Start with something small that doesn't move, such as a leaf, acorn, or stick.

I notice: Observe your object and say your ideas out loud.

Focus on:

- colors
- what it feels like
- shape and size
- holes, bumps, spines, etc.





Use words, pictures, and numbers to show your observations on the page.



The next 3 cards offer guidance on using words, pictures, and numbers.

Draw what you see.

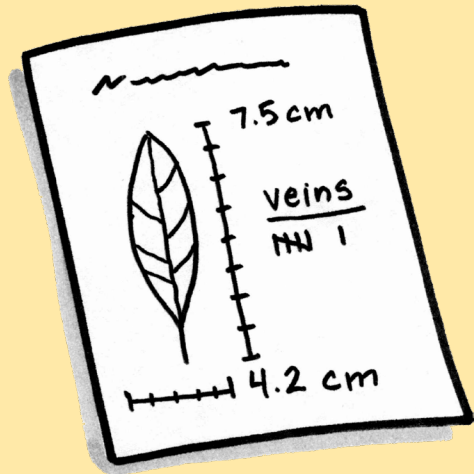
Tip: Try tracing your object to help you get started.



Use lines or shading to show details such as spots and holes.

Use numbers for things like:

- size
- how many of something you see (such as holes, spines, bumps, etc.)



Use words and labels for things that are harder to draw, such as:


- colors
- textures
- comparisons
- behaviors



I wonder: Write questions about what you observed or other questions you have.

I wonder what the brown spots are from. Are they scars?

What tree is it from?




It reminds me of: What memories, ideas, or objects does it bring to mind?



*It reminds me of
an old banana peel.*

Keep observing, drawing, and writing.


- Go back and forth between pictures, words, and numbers.
- Add color, if you want.



Add date, time, weather, and place.

Write:

- date
- time of day
- weather
- where you found your object




This can help you remember the setting of your observations.

Think back on your experience.

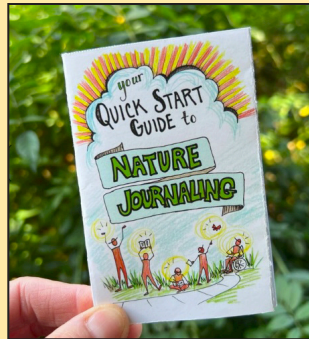
Think about and discuss:

- How did nature journaling help you learn about your object?
- What else could you nature journal about? Where?



Check out more nature journaling resources!

Visit [wildwonder.org](https://www.wildwonder.org) for more ideas about journaling, techniques, and community.

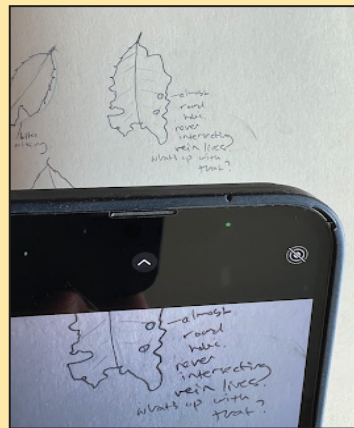


Download a
free zine about
journaling!

<https://www.wildwonder.org/store/p/nj-zine>

Share your journal page and what you learned.

Take a photo to post online or share your journal page with a friend or family member.



To see more *Flipping Through Nature: Card Decks to Guide Outdoor Exploration* activities, visit lwrnce.org/center-for-environmental-learning. There you will also find guides for using the *Flipping Through Nature* card decks, photo acknowledgments, and more information.



Funding for *Flipping Through Nature: Card Decks to Guide Outdoor Exploration* has been generously provided by Woka Foundation.

© 2024 The Regents of the University of California. The Center for Environmental Learning at UC Berkeley's Lawrence Hall of Science. *Flipping Through Nature: Card Decks to Guide Outdoor Exploration*.

