



Flipping Through Nature:
Card Decks to Guide Outdoor Exploration


Exploring Nature with Magnifiers



Use a
magnifier
to make
tiny things
look big.



Find something interesting to look at through a magnifier.



Choose a leaf, flower, bug, rock, or anything in nature.

Be gentle with living things.



Hold the magnifier near your eye.

Then, move your head (and the magnifier) closer to your object until it's in focus.



✓ Like this!



✗ Not like this!



**If your magnifier has 2 lenses,
the smaller one is stronger.**

Try both!



3b

Observe your object and say your ideas out loud.



What do you notice?



What do you wonder?



What does it remind you of?

Keep making observations!




- What colors do you see?
- What shapes?
- What's the most surprising thing you can observe?




Try using a phone as a magnifier!

- Some phones have magnifier options.
- You can use a phone's camera as a magnifier anywhere you go.



Find something else to explore through a magnifier.




Looking through a magnifier can help you notice a “tiny world.”

What tiny worlds can you discover?

Think back on your experience.

Think about or discuss:

- How does using a magnifier change what you can observe?
- How did using your magnifier help you learn about nature?



To see more *Flipping Through Nature: Card Decks to Guide Outdoor Exploration* activities, visit lwrnce.org/center-for-environmental-learning. There you will also find guides for using the *Flipping Through Nature* card decks, photo acknowledgments, and more information.



Funding for *Flipping Through Nature: Card Decks to Guide Outdoor Exploration* has been generously provided by Woka Foundation.

© 2024 The Regents of the University of California. The Center for Environmental Learning at UC Berkeley's Lawrence Hall of Science. *Flipping Through Nature: Card Decks to Guide Outdoor Exploration*.

